COVID-19 DAILY MONITORING CHECKLIST

Step 1: Screening Questions

- Has your child tested positive for or been diagnosed with COVID-19 in the last 10 days?
- Has your child been in close contact* with anyone who tested positive for COVID-19 or was diagnosed with COVID-19 in the last 14 days? *(see back for more information about what "close contact" means)*

STOP If YES to any of these questions, your child should NOT attend school.

Step 2: Symptom Check (Part 1)

- In the past 24 hours, has your child had any of these symptoms, new or different from what they usually have*? *(see back for more information about what "new or different from what they usually have" means)*

  - Cough
  - Shortness of breath/trouble breathing
  - New loss of taste or smell

STOP If YES to any **1 or more** of these symptoms, your child should NOT attend school.

Step 3: Symptom Check (Part 2)

Measure your child's temperature with a thermometer, then answer the following question: In the past 24 hours, has your child had any of these symptoms, new or different form what they usually have?

- Sore throat
- Unusual fatigue
- Nausea or vomiting
- Muscle or body aches
- Fever (≥100.4) or chills or used fever reducing medications
- Runny nose or nasal congestion
- Headache
- Diarrhea

STOP If YES to any **2 or more** of these symptoms, your child should NOT attend school.

Children with fever, vomiting, and diarrhea- alone or together- should never attend school. However, they do not necessarily indicate the need to test for COVID-19



WHAT DOES "CLOSE CONTACT" MEAN?

A person is considered to be in close contact of a COVID-19 positive person if **any** of following is true:

1) They were within 6 feet of a positive person for more than 15 minutes total within a 24-hour period
2) They had physical contact with the person
3) They had direct contact with the respiratory secretions of the person (i.e., from coughing, sneezing, contact with dirty tissue, shared drinking glass, food, towels or other personal items)
4) They live with the person or stayed overnight for at least one night in a household with the person

Example #1: Your child was playing outside with a neighborhood friend on a hot day when he drank from the friend's water bottle without thinking. The following day, the friend developed symptoms and subsequently tested positive for COVID-19. Your child is a close contact.

Example #2: Your child was visiting a grandparent and gave them a hug goodbye. Two days later, the grandparent tested positive for COVID-19 after developing symptoms. Your child is a close contact.

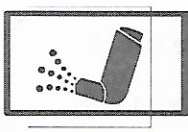

WHAT DOES "NEW AND DIFFERENT" MEAN?

When considering a child's symptoms, ask yourself if they are "new and different" from how your child usually is, taking into account any "symptoms" your child normally has every day. If your child has a symptom they don't normally have, ask yourself if there is an explanation for that symptom that day or not. If not, this would be a reason not to send them to child care. Trust your judgement, as you know how your child looks and acts when they are getting sick. Here are some examples:

1) Your child has asthma. They often cough with exercise or allergies.
   - If they have their usual cough → NO, this is not new or different
   - Their cough is worse than usual or sounds different than usual → **YES**
2) Your child complains that their muscles hurt all over.
   - They exercised harder yesterday and then helped with some yard work → NO, this is not new or different
   - They haven't done any unusual physical activity and they look "off" → **YES**
3) Your child wakes up congested and has had to blow their nose several times that morning
   - Your child has seasonal allergies, and an allergy pill helped those symptoms yesterday → NO
   - Your child is congested for no clear reason and also has a headache → **YES**



IF YOUR CHILD HAS SYMPTOMS OF COVID-19

1) Your child cannot attend school that day. Your child should stay home until he/she feels better and meets the conditions to return to school.
2) Contact your child's regular health care provider or clinic, tell them your child's symptoms, and ask what your next steps should be. They may recommend that your child is tested for COVID-19 or you can ask that they be tested for COVID-19. Your child can be tested at a nearby community testing site. For a list, visit: www.dhs.wisconsin.gov/covid-19/community-testing.htm. (Keep in mind that some community testing sites will not test children under a certain age. Call ahead to be sure.)
3) Contact the school to notify them of the child's absence. Share with them your child's symptoms and date they started; this information will be helpful if your child (or any other children) tests positive for COVID-19